



Literacy: Reading and Writing

- Learn set 1 single letter sounds
- Begin to blend and segment these sounds to read and write CVC words
- Listen and respond to stories read to them.
- Retell class stories
- Explain what they think a book is about by using the front cover (predict)
- Say who their favourite character is in a book (explain)
- Write their name
- Make marks and give meanings to these



Communication and Language

- Listen carefully to both peers and adults
- Understand how important listening is.
- Engage in class story times



Autumn 1 Superhero Me!

What is my superpower?

Enrichment: (unconfirmed)
Visit to the Charlie Bears Museum
and town Bakery

Personal Social Emotional Development *SCARF: 'Me and My Relationships'*

- Begin to understand the 3 school rules.
- Understand how important they are and what makes them special.
- Build constructive relationships with their new peers.
- Express their feelings and consider the feelings of others.




Physical Development

- Begin to use cutlery at dinner time
- Hold a pencil using the tripod grip (in most cases)
- Use the correct letter formation for letters in their name.
- Running jumping etc

Maths

- Subitise to 3
- Create patterns with numbers to 4
- Use their fingers to subitise numbers to 4
- Sing songs involving number
- Count to 10
- Count objects with 1:1 correspondence
- See that all numbers can be made of 1s
- Understand that sets of objects can be compared according to a range of attributes (size, colour, amount...etc.)
- Use language of comparison, including 'more than; and 'fewer than.'



Understanding the World

- Think about where they belong/what makes them special
- Think about how they have changed since they were babies and look at this on a timeline
- Talk about their family – ages and generations.
- Draw a map of their walk to school and think about what they see.
- Look at how houses have changed through time.
- Explore school and all of its environments.
- Use their senses to explore the natural environment.
- Label all of their body parts
- Listen to story CDs and nursery rhymes



Expressive Arts and Design

- Focus Artist: George Seurat (Pointillism)
- Explore wax crayon rubbings
- Paint with fingers and stampers
- Stick objects onto paper (collage)
- Use rolling pins and cutters with malleable materials (Playdoh)
- Model with various construction materials (e.g. Duplo)
- Sing songs/Nursery rhymes
- Perform songs on the outdoor stage
- Perform a Harvest song