

Key Stage 2 SATs

A School Presentation to Parents



Scaled Scores

- What is meant by 'scaled scores'?
- It is planned that 100 will always represent the 'national standard'.
- Each pupil's raw test score will therefore be converted into a score on the scale, either at, above or below 100.
- A child who achieves the 'national standard' (a score of 100) will be judged to have demonstrated sufficient knowledge in the areas assessed by the tests.

The range of scaled scores available for each KS2 test is the same and will stay the same in future years:

- 80 is the lowest scaled score that can be awarded
- 120 is the highest scaled score
- A pupil awarded a scaled score of 100 or more has met the expected standard in each test.
- A pupil awarded a scaled score of 99 or less has not met the expected standard in the test.

The Tests

Key Stage 2 SATs take place nationally in the week commencing 8th May 2017

Statutory tests will be administered in the following subjects:

- Reading (60 minutes)
 - Spelling (approximately 15 minutes)
 - Punctuation, Vocabulary and Grammar (45 minutes)
 - Mathematics
 - Paper 1: Arithmetic (30 minutes)
 - Paper 2: Reasoning (40 minutes)
 - Paper 3: Reasoning (40 minutes)
-
- There are no tests to be administered in science this year.
 - All tests are externally marked.
 - Writing will be teacher assessed internally, as in recent years.

chapter
menu

next
page

The Timetable

Monday 8 May	<ul style="list-style-type: none">• English reading: reading booklet and associated answer booklet
Tuesday 9 May	<ul style="list-style-type: none">• English grammar, punctuation and spelling Paper 1: short answer questions• English grammar, punctuation and spelling Paper 2: spelling
Wednesday 10 May	<ul style="list-style-type: none">• Mathematics Paper 1: arithmetic• Mathematics Paper 2: reasoning
Thursday 11 May	<ul style="list-style-type: none">• Mathematics Paper 3: reasoning

Reading

- The reading test consists of a single test paper with three unrelated reading texts.
- Children are given 60 minutes in total, which includes reading the texts and answering the questions.
- A total of 50 marks are available.
- Questions are designed to assess the comprehension and understanding of a child's reading.
- Some questions are multiple choice or selected response; others require short answers and some require an extended response or explanation.

chapter
menu

next
page

Spelling, Punctuation and Grammar

- A spelling test is administered containing 20 words, lasting approximately 15 minutes.
- A separate test is given on punctuation, vocabulary and grammar.
- This test lasts for 45 minutes and requires short answer questions, including some multiple choice.
- Marks for these two tests are added together to give a total for spelling, punctuation and grammar.

chapter
menu

next
page

Sample Questions

Grammar, Punctuation and Spelling Paper 1

40

Tick one box in each row to show whether the sentence is written in the **active voice** or the **passive voice**.

Sentence	Active	Passive
Otters live in clean rivers.		
Fish are eaten by otters.		
Usually, otters are playful creatures.		

chapter
menu

next
page

Sample Questions

Grammar, Punctuation and Spelling Paper 1

44

Which verb completes the sentence so that it uses the **subjunctive form**?

I wish I _____ able to join you, but it will not be possible.

Tick **one**.

am ☐

was ☐

were ☐

be ☐

chapter
menu

next
page

Mathematics

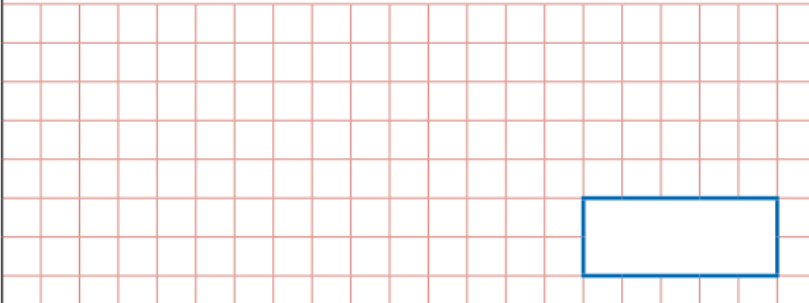
- The mathematics tests have undergone the biggest change in recent years.
- Children will sit three tests: paper 1, paper 2 and paper 3.
- Paper 1 is for arithmetic lasting for 30 minutes, covering calculation methods for all operations, including use of fractions, percentages and decimals.
- Questions gradually increase in difficulty. Not all children will be expected to access some of the more difficult questions later in the paper.
- Papers 2 and 3 cover problem solving and reasoning, each lasting for 40 minutes.
- Pupils will still require calculation skills but will need to answer questions in context and decide what is required to find a solution.


chapter
menu

next
page

Sample Questions

Maths Paper 1: Arithmetic

14	$3.005 + 6.12 =$	<input type="text"/>	<input type="checkbox"/> 1 mark
			

32	$43 \overline{) 1118}$	<input type="text"/>	<input type="checkbox"/> 2 marks
Show your method			

chapter
menu

next
page

Sample Questions

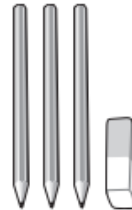
Maths Paper 2 / Paper 3 : Reasoning

9

6 pencils cost £1.68



3 pencils and 1 rubber cost £1.09



What is the cost of 1 rubber?

Show
your
method

2 marks

chapter
menu

next
page

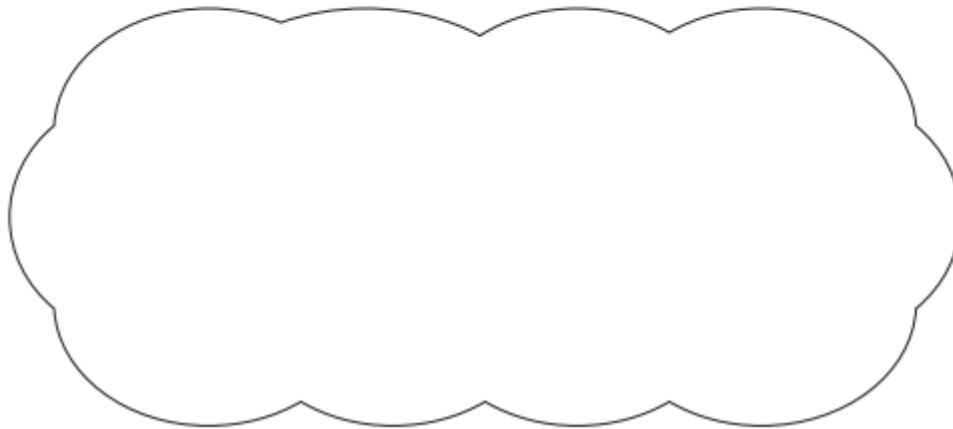
Sample Questions

Maths Paper 2 / Paper 3 : Reasoning

21

$$5,542 \div 17 = 326$$

Explain how you can use this fact to find the answer to 18×326



1 mark

chapter
menu

next
page

How to Help Your Child

- First and foremost, support and reassure your child that there is nothing to worry about and they should always just try their best. Praise and encourage!
- Ensure your child has the best possible attendance at school.
- Support your child with any homework tasks.
- Reading, spelling and arithmetic (e.g. times tables) are always good to practise.
- Talk to your child about what they have learnt at school and what book(s) they are reading (the character, the plot, their opinion).
- Make sure your child has a good sleep and healthy breakfast every morning!



chapter
menu

next
page

How to Help Your Child with Reading

- Listening to your child read can take many forms.
- First and foremost, focus developing an enjoyment and love of reading.
- Enjoy stories together – reading stories to your child at KS1 and KS2 is equally as important as listening to your child read.
- Read a little at a time but often, rather than rarely but for long periods of time!
- Talk about the story before, during and afterwards – discuss the plot, the characters, their feelings and actions, how it makes you feel, predict what will happen and encourage your child to have their own opinions.
- Look up definitions of words together – you could use a dictionary, the Internet or an app on a phone or tablet.
- All reading is valuable – it doesn't have to be just stories. Reading can involve anything: fiction, non-fiction, poetry, newspapers, magazines, football programmes and TV guides.
- Visit the local library - it's free!

chapter
menu

next
page

How to Help Your Child with Writing

- Practise and learn spellings (see the Yr5/6 spellings at the back of your child's reading record book)— make it fun!
- Encourage opportunities for writing such as letters to family or friends, shopping lists, notes or reminders, stories and poems.
- Write together – be a good role model for writing.
- Encourage use of a dictionary to check spelling and a thesaurus to find synonyms and expand vocabulary.
- Allow your child to use a computer for word processing, which will allow for editing and correcting of errors without lots of crossing out.
- Remember that good readers become good writers! Identify good writing features when reading (e.g. vocabulary, sentence structure and punctuation).
- Show your appreciation: praise and encourage, even for small successes!

chapter
menu

next
page

How to Help Your Child with Maths

- Play times tables games.
- Play mental maths games including counting in different amounts, forwards and backwards.
- Encourage opportunities for telling the time.
- Encourage opportunities for counting coins and money; finding amounts or calculating change when shopping.
- Look for examples of 2D and 3D shapes around the home.
- Identify, weigh or measure quantities and amounts in the kitchen or in recipes.
- Play games involving numbers or logic, such as dominoes, card games, darts, draughts and chess.

chapter
menu

next
page

And finally.....

- We will be offering a breakfast club (free of charge) each morning of the SATs from 8:15am (details will follow after the Easter Holidays)

Thank you for coming 😊

