

## Findings from the 2014/15 PE, School Sport and Physical Activity Survey

This report summarises responses to the Youth Sport Trust 2014/15 PE, School Sport and Physical Activity Survey. Throughout this report, your school's responses are shown alongside responses from other **primary** schools in your county (Cornwall; 18 school/s) and nationally (from 581 primary schools). For more information please contact [impactandresearch@youthsporttrust.org](mailto:impactandresearch@youthsporttrust.org)

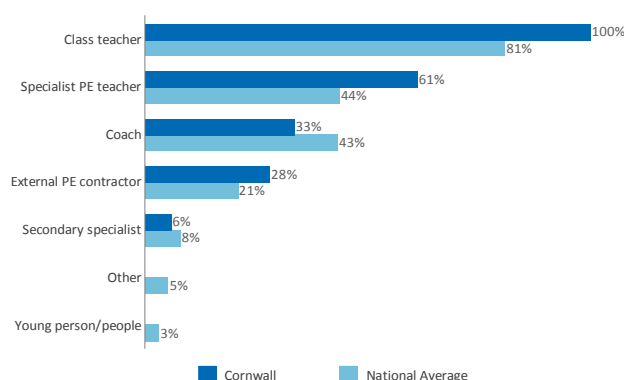
### PE Workforce and Quantity

At St Stephens Community Primary School, the PE curriculum is delivered by the following:

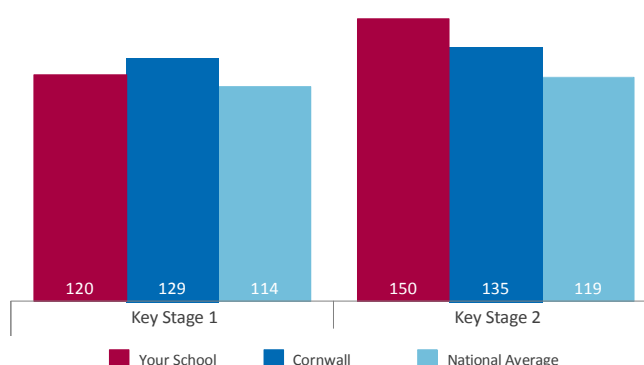
*Class teacher Coach External PE contractor Specialist PE teacher*

The chart below (left) shows who delivers the PE Curriculum in other **primary** schools. Also shown below (right) is the number of minutes of PE offered to pupils in different age groups per week.

Who delivers your PE curriculum?



On average, how many minutes of PE per week does your school offer pupils?

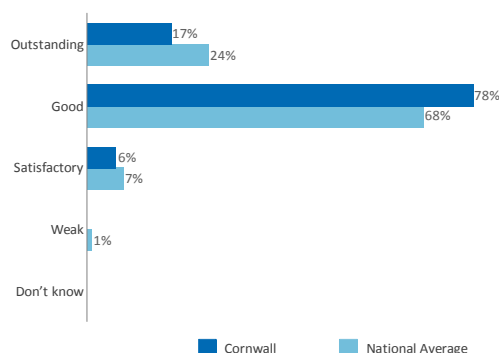


Like **79%** of primary schools nationally, St Stephens Community Primary School has a continuing professional development (CPD) strategy for staff.

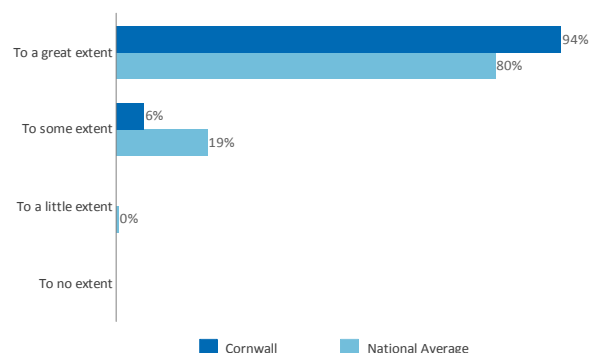
### PE Quality

At St Stephens Community Primary School, you rated the quality of the overall provision of PE in your school as **Good** and the extent to which your school engages ALL pupils in PE (including those with SEND) as **To a great extent**. The charts below shows how other **primary** schools rated the quality of the overall provision of PE in their school and the extent to which their schools engage all pupils in PE.

How would you rate the quality of the overall provision of PE in your school?



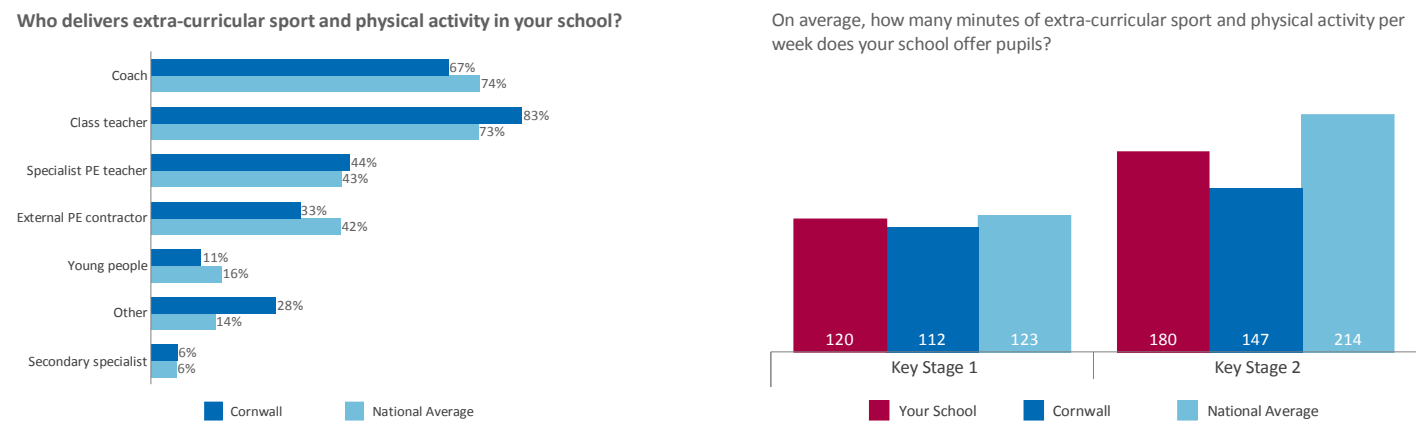
How would you rate the extent to which your school engages ALL pupils in PE (including those with SEND)?



Extra-curricular Sport and Physical Activity Workforce and Quantity

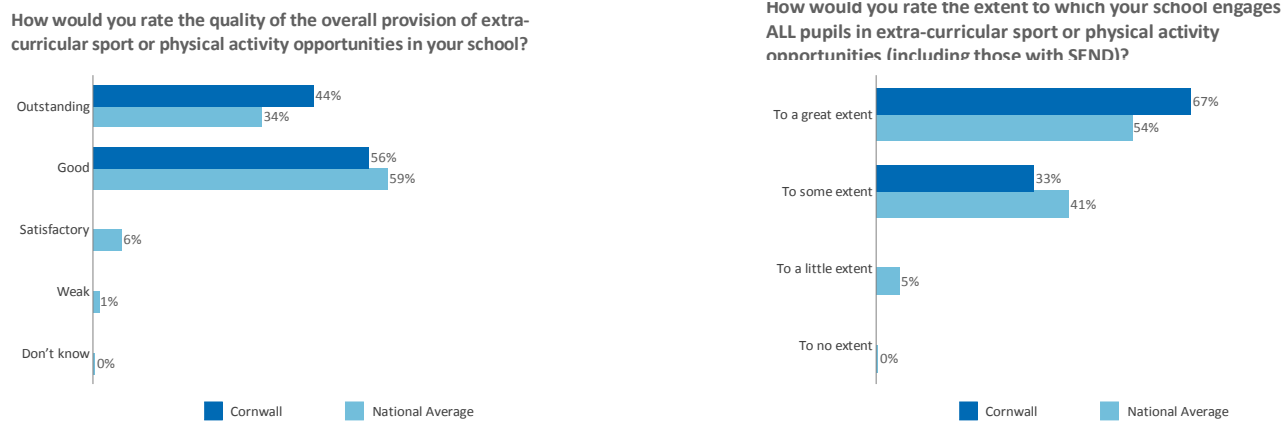
At St Stephens Community Primary School, extra-curricular sport and physical activity is delivered by the following:  
*Class teacher Coach External PE contractor Other*

The chart below (left) shows who delivers extra-curricular sport and physical activity in other **primary** schools. Also shown below (right) is the number of minutes of extra-curricular sport and physical activity offered to pupils in different age groups per week.



Extra-curricular Sport and Physical Activity Quality

At St Stephens Community Primary School, you rated the quality of the overall provision of extra-curricular sport or physical activity opportunities in your school as **Good** and the extent to which your school engages ALL pupils in extra-curricular sport or physical activity opportunities (including those with SEND) as **To a great extent**. The charts below shows how other primary schools rated the quality of the overall provision of extra-curricular sport or physical activity opportunities in their school and the extent to which their schools engage all pupils in extra-curricular sport or physical activity opportunities.



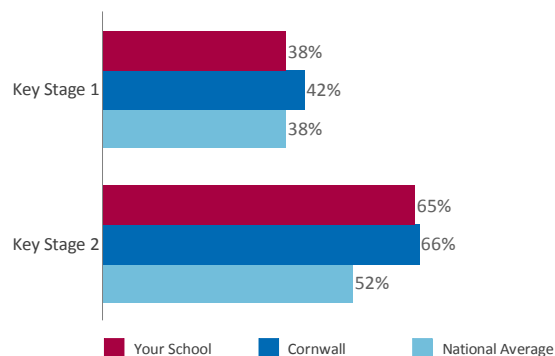
Extra-curricular Sport and Physical Activity Attendance and Provision

At St Stephens Community Primary School, young people are offered extra-curricular opportunities in the following sports:  
*Multi-skills Athletics Cricket Cycling Dance Football Gymnastics Hockey Netball Rugby Union Table Tennis Tennis*

The table on the next page (left) shows the five most commonly offered extra-curricular sports in other **primary** schools. Also shown on the next page (right) is the percentage of pupils that attend any form of extra-curricular sport or physical activity opportunities per week.

Extra-curricular clubs	
Football	93%
Multi-skills	74%
Netball	72%
Dance	70%
Athletics	67%

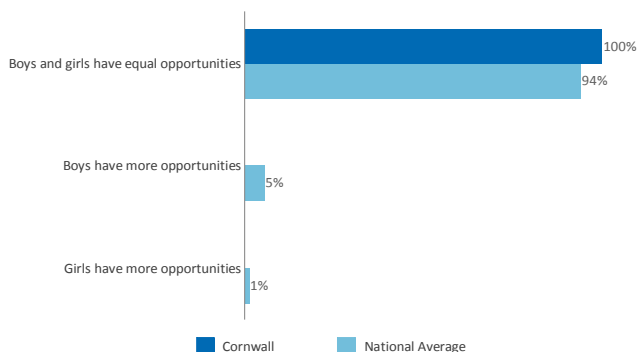
On average, approximately what percentage of your pupils attends any form of extra-curricular sport or physical activity opportunities per week?



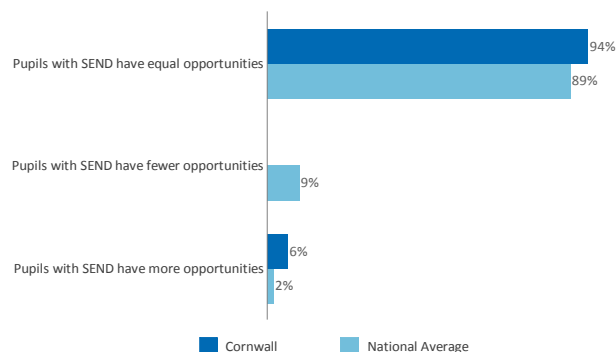
## Extra-curricular Sport and Physical Activity Opportunities

At St Stephens Community Primary School, you believe that **Boys and girls have equal opportunities** and that **Pupils with SEND have equal opportunities**. The charts below show how other primary schools rate the opportunities for their pupils.

Thinking about your extra-curricular sport and physical activity provision, which of the following statements do you agree with?



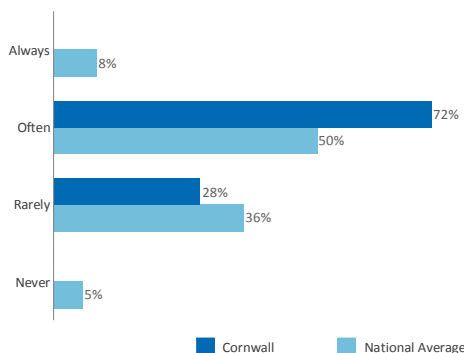
Thinking about your extra-curricular sport and physical activity provision, which of the following statements do you agree with?



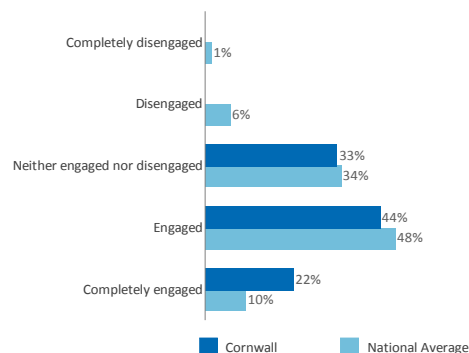
## Young People's Views and Parental Engagement

At St Stephens Community Primary School, you **Rarely** consult with pupils about the provision of PE, physical activity and sport and at your school parents are **Engaged** in your extra-curricular physical activity and school sport opportunities. The charts below show how often other primary schools consult with pupils and how engaged parents are in their extra-curricular physical activity and school sport opportunities.

How often do you consult with pupils about the provision of PE, physical activity and sport?



Please rate how engaged parents are in your extra-curricular physical activity and school sport opportunities:



## Healthy and Active Lifestyles and Contribution to Whole School Issues

At St Stephens Community Primary School, physical activity is encouraged as part of the school day through the following ways:

<i>Adapted playground design</i>	<i>A focused approach to encouraging physical activity at break and lunchtime</i>	<i>Training of midday supervisors to encourage children to be active at break and lunchtime</i>	<i>Playground leadership training and roles for young people</i>	<i>One of more Change4Life Sport Club or health related activity programme</i>
----------------------------------	---	---	--	--

At St Stephens Community Primary School, PE, physical activity and sport is believed to make a positive contribution to the following areas:

<i>Achievement</i>	<i>Attainment</i>	<i>Attendance</i>	<i>Aspirations</i>	<i>Resilience</i>	<i>Confidence</i>	<i>Health and Wellbeing</i>	<i>Parental engagement</i>	<i>Integration of the school community</i>
--------------------	-------------------	-------------------	--------------------	-------------------	-------------------	-----------------------------	----------------------------	--

The table below (left) shows the five most common ways in which physical activity is encouraged as part of the school day in other **primary** schools. And the table below (right) displays the five most common areas that **primary** schools believe that PE, physical activity and sport makes a positive contribution to:

How do you encourage physical activity as part of the school day?		Areas that teachers believe that PE, physical activity and sport makes a positive contribution to:	
A focused approach to encouraging physical activity at break and lunchtime	80%	Confidence	97%
Playground leadership training and roles for young people	72%	Health and Wellbeing	94%
Adapted playground design	62%	Achievement	88%
Training of midday supervisors to encourage children to be active at break and lunchtime	61%	Leadership	81%
One of more Change4Life Sport Club or health related activity programme	44%	Resilience	73%

## Important factors for ensuring high quality PE and sport

At St Stephens Community Primary School, the following factors are deemed to be the most important in ensuring high quality PE, physical activity and sport for pupils:

<i>Continued investment in primary sport provision</i>	<i>Funding to release PE teachers to organise and deliver enrichment and extension activities</i>	<i>Other</i>
--	---	--------------

The table below (left) shows the five most important factors in ensuring high quality PE and sport for pupils in other primary schools.

Which factors are the most important in ensuring high quality PE and sport for pupils?	
Continued investment in primary sport provision	85%
Improved quality of PE initial teacher training	32%
Continued investment in the Sainsbury's School Games	29%
Funding to release PE teachers to organise and deliver enrichment and extension activities	28%
Access to coach education for non-PE specialist staff	28%

## Links with sport clubs

All schools were asked how many links their school has with community (or other) sport clubs. St Stephens Community Primary School has **3** links compared with the national average across **primary schools** of **4** links.

### Transition

Like **41%** of primary schools nationally, the transition programme at St Stephens Community Primary School includes PE, physical activity and/or sport.