



## The Learning Survey

Trusts for Impact  
Trusts For Impact - Pupil Survey T1

**Schools:** AN DARAS MULTI ACADEMY TRUST - St Stephens Community Academy

## Introduction

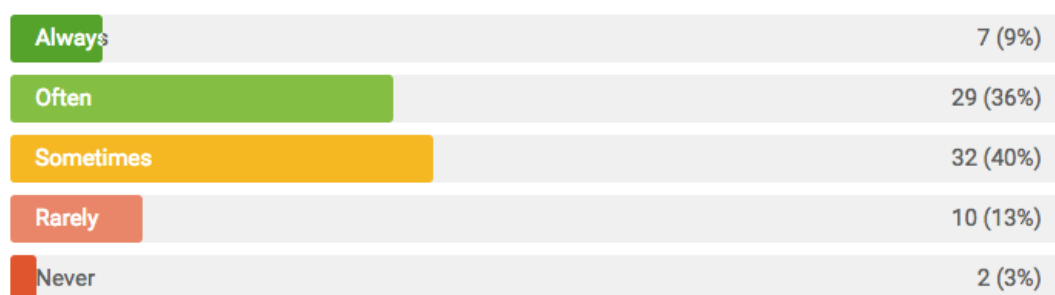
### Response averages

The group and school average view is useful to quickly get an overview of the survey results. However, to have a complete understanding of the survey results, it is necessary to review the more detailed bar graphs for each question. The average responses do not show whether student responses are grouped around one value or spread out.

In calculating the group and school averages, each possible response is given a value from 1 to N (number of available responses), where 1 is the lowest-ranked answer (e.g. “not at all” or “not useful at all”) and N is the highest-ranked one (e.g. “very often” or “very useful”). The average response is the mean of all the responses to a question (in a selected group or in the school).

For these purposes, a group can be a selected class, subject, or teacher for which the average response is calculated.

#### How often do you find these lessons interesting?



### Result colours

Bar graphs and line graphs are shown on a colour scale from red to dark green. The same scale is used with numeric results, where the colour represents the response closest to the result.

Graphs that do not represent a scale are shown in purple.

### Differences in respondent count

For each question we have added the amount of respondents; how many students, parents or teachers have responded to a question. It is not possible to skip a question, but it might be that a respondent has paused their survey and has not responded to all of the questions.

### Positive responses

The percentage of positive responses is calculated by determining the proportion of the responses that belong to the top half of the possible responses, excluding the middle response when the number of possible responses is odd.

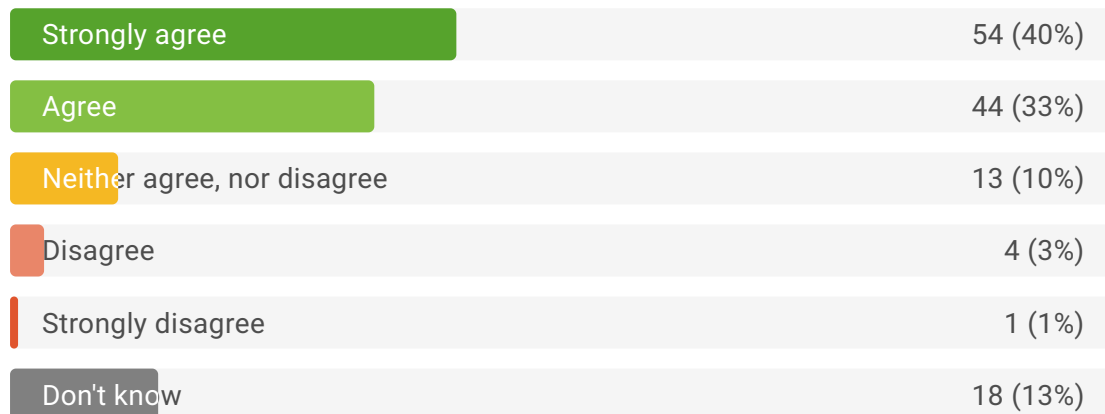
### Filtered average

This is the average of the filtered subset of results, based on the selection made when downloading the PDF – as indicated on the cover page of this document.

## Expectation

### 1) I have high expectations about gaining high grades

134 responses



Average

**4.3**

Overall **4.1**

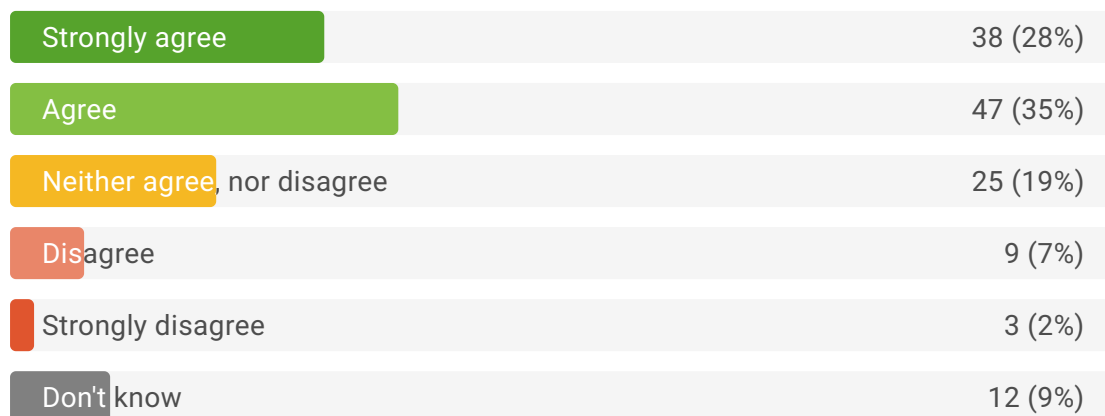
Positive Responses

**84%**

Overall **81%**

### 2) I am very confident when answering questions

134 responses



Average

**3.9**

Overall **3.6**


Positive Responses

**70%**

Overall **61%**

## 3) I have high expectations about wanting to do well in exams

134 responses



Average

4.3

Overall 4.4

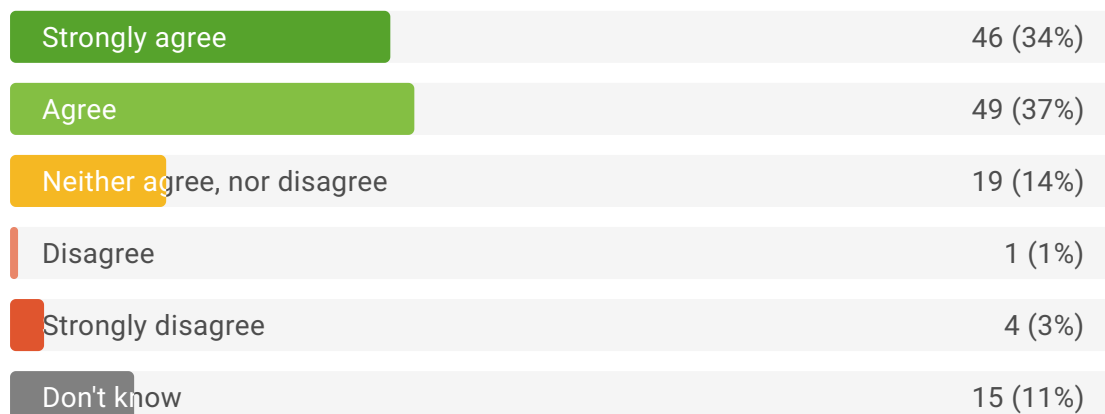
Positive Responses

83%

Overall 89%

## 4) I expect a lot from myself

134 responses



Average

4.1

Overall 4.1

Positive Responses

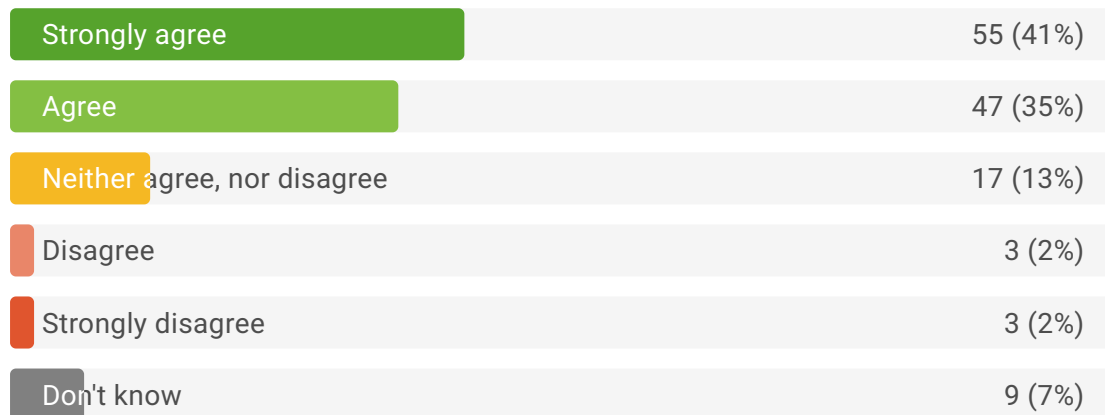
80%

Overall 78%

## Challenge

5) I aim to challenge myself to get even better in my school work

134 responses



Average

**4.2**

Overall **4.2**

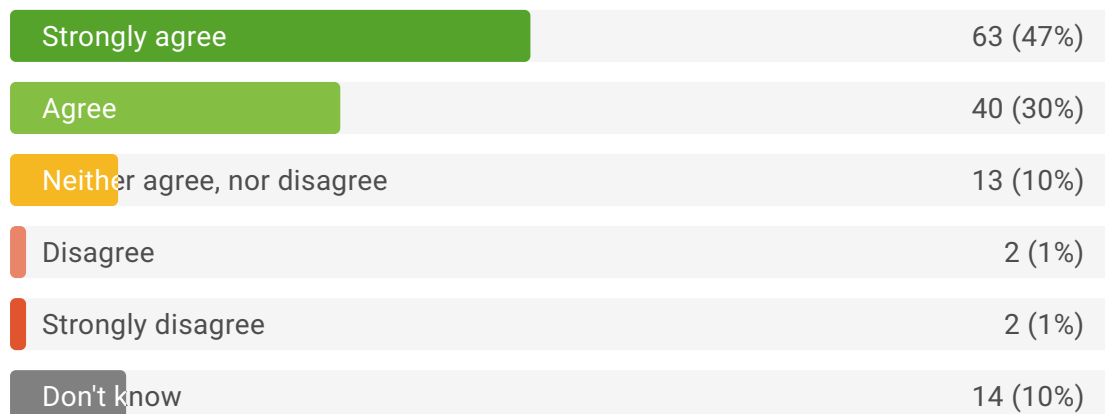
Positive Responses

**82%**

Overall **85%**

6) I always aim to get good grades on my work

134 responses



Average

**4.3**

Overall **4.4**

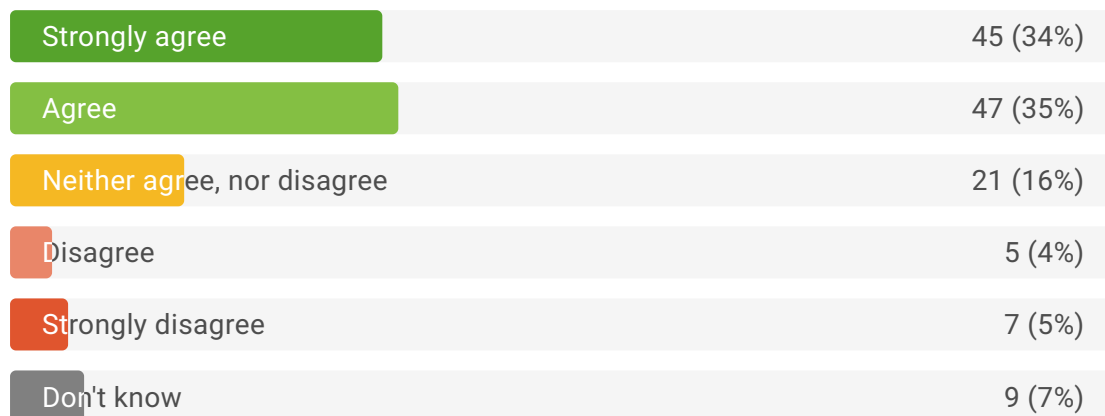
Positive Responses

**86%**

Overall **90%**

## 7) In my classes I enjoy challenging work

134 responses



Average

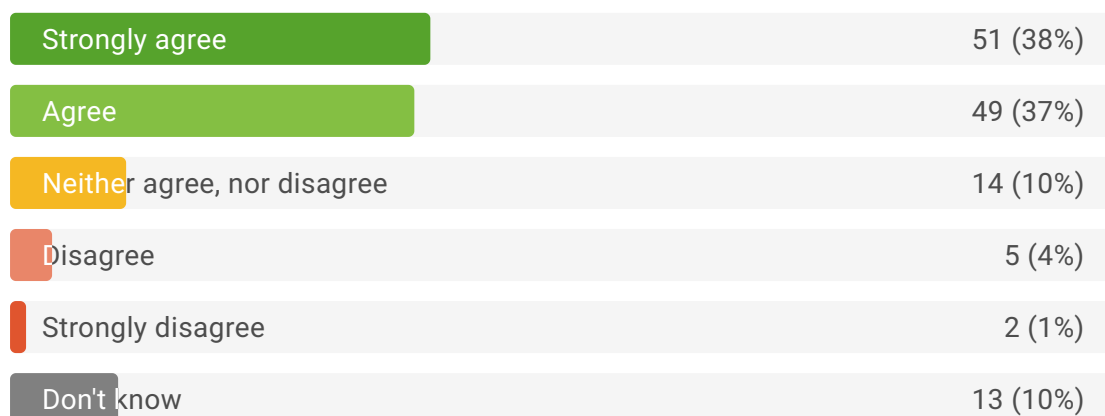
**3.9**Overall **3.6**

Positive Responses

**74%**Overall **59%**

## 8) In class I challenge myself to get even better

134 responses



Average

**4.2**Overall **4.0**

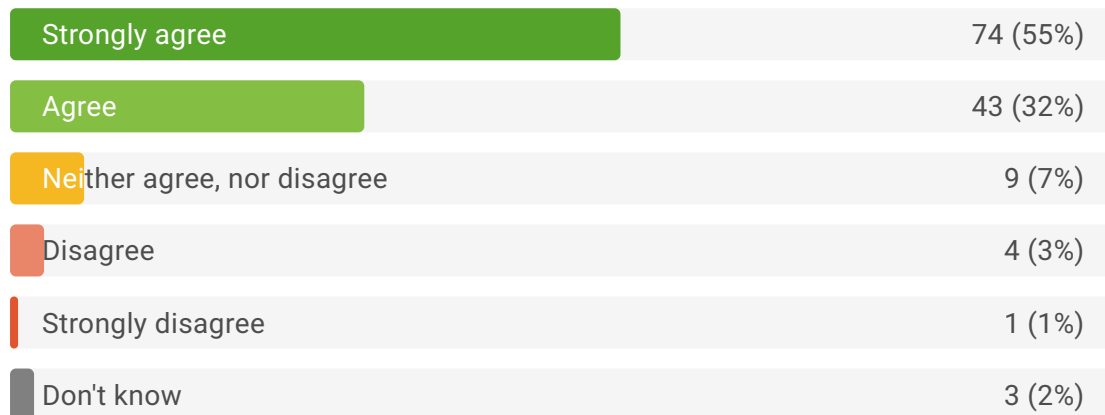
Positive Responses

**83%**Overall **75%**

## Aiming high

### 9) Aiming high means trying my best

134 responses



Average

**4.4**

Overall **4.3**

Positive Responses

**89%**

Overall **88%**

### 10) To aim high I must pay attention to my teacher

134 responses



Average

**4.7**

Overall **4.4**

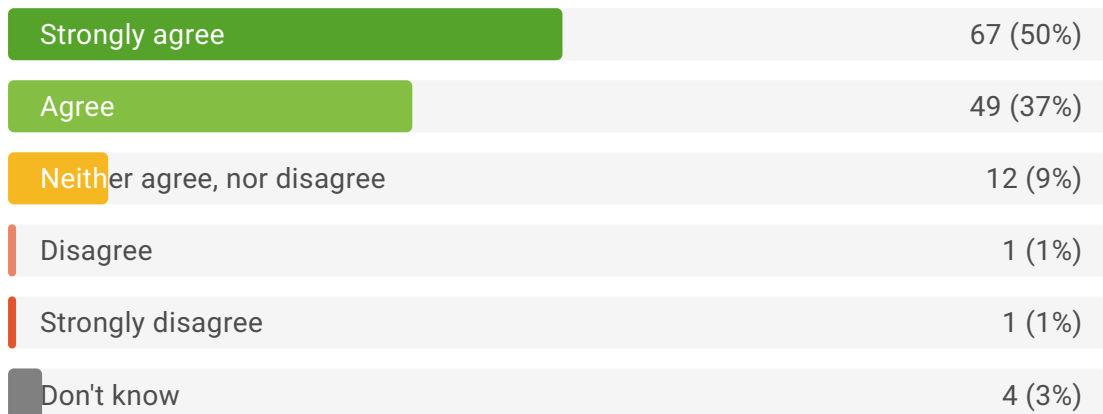
Positive Responses

**96%**

Overall **90%**

## 11) Aiming high means working harder

134 responses



Average

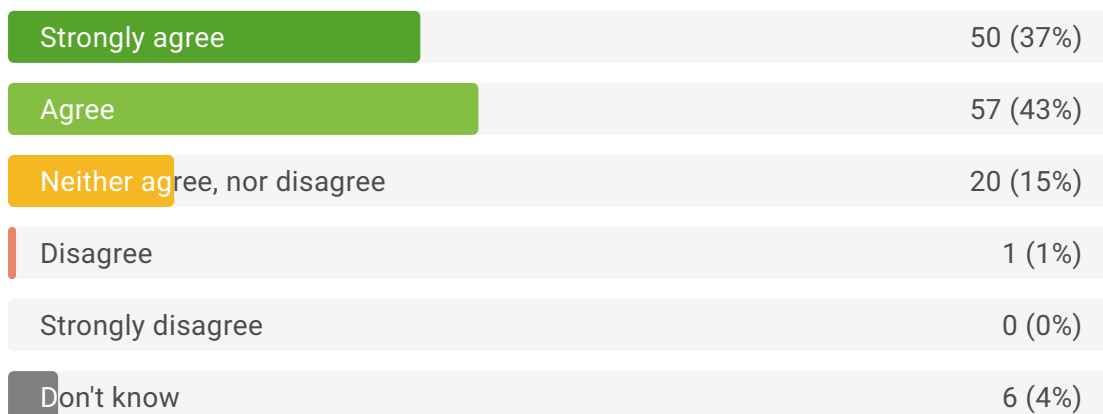
**4.4**Overall **4.3**

Positive Responses

**89%**Overall **89%**

## 12) Aiming high means doing well in my tests and exams

134 responses



Average

**4.2**Overall **4.1**

Positive Responses


**84%**Overall **81%**



## Learning

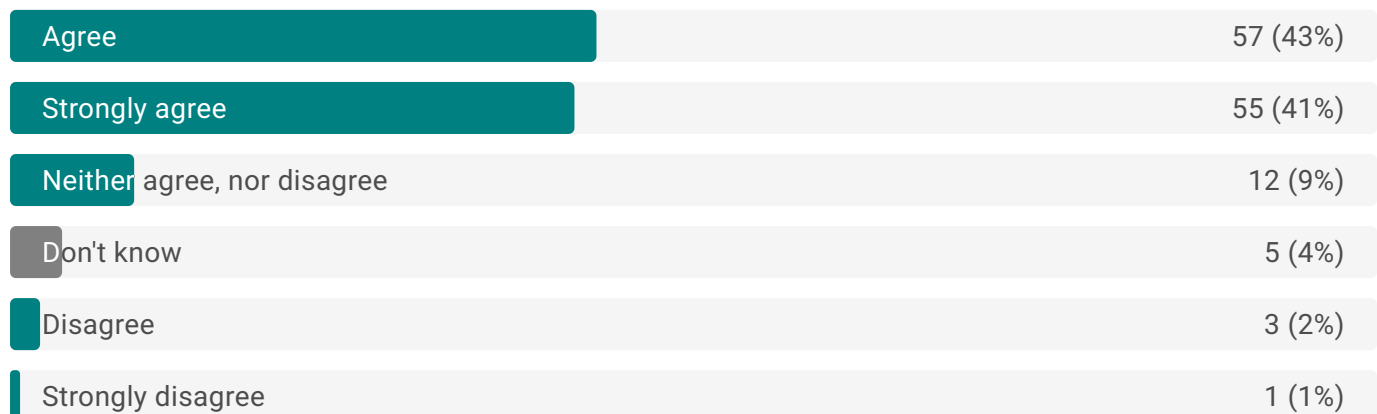
13) I prefer learning in a quiet classroom so I can concentrate

133 responses




14) My ideal form of learning is when I try my best

133 responses




## 15) My ideal form of learning is when the work stretches my skills

133 responses



## 16) In my class, good learning is not being distracted by the behaviour of others


133 responses



## Teacher help

17) My teachers help me to learn most by making sure the other children behave

132 responses



Average

**4.0**

Overall **3.8**

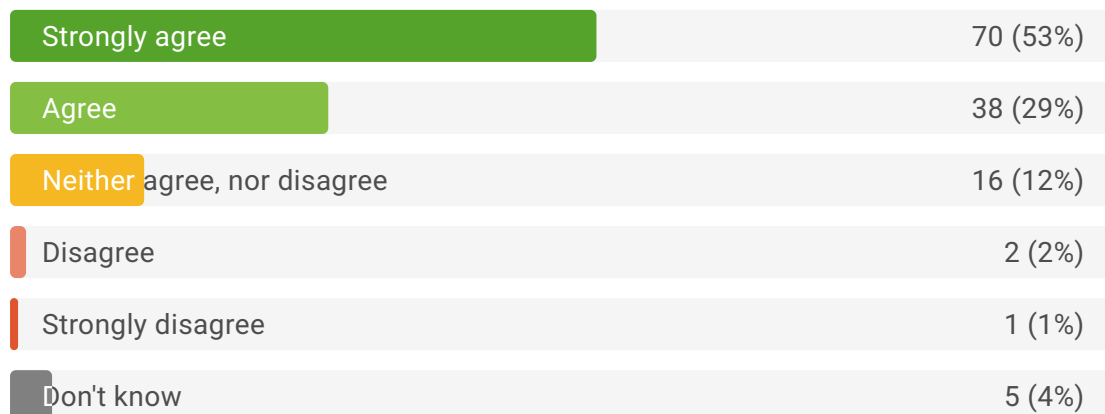
Positive Responses

**71%**

Overall **66%**

18) My teachers help me to learn most by making activities interesting

132 responses



Average

**4.4**

Overall **4.0**

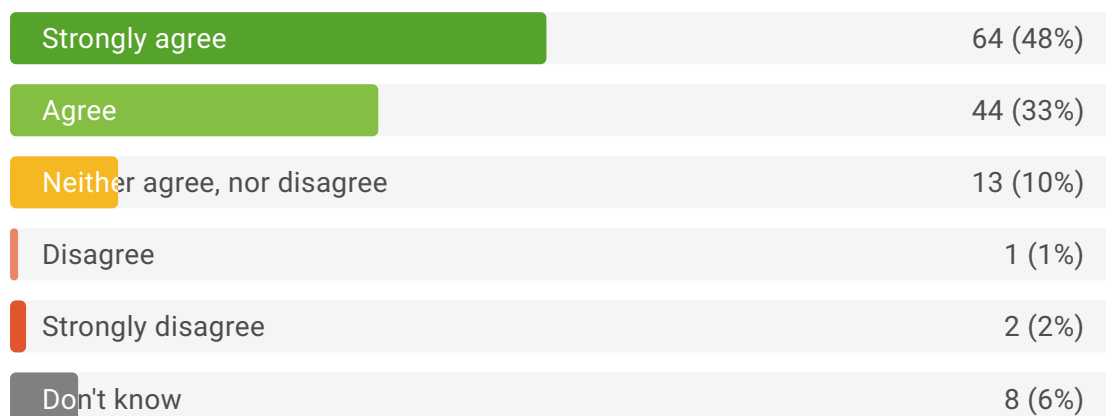
Positive Responses

**85%**

Overall **75%**

## 19) My teachers help me to learn most by helping me develop my learning strategies

132 responses



Average

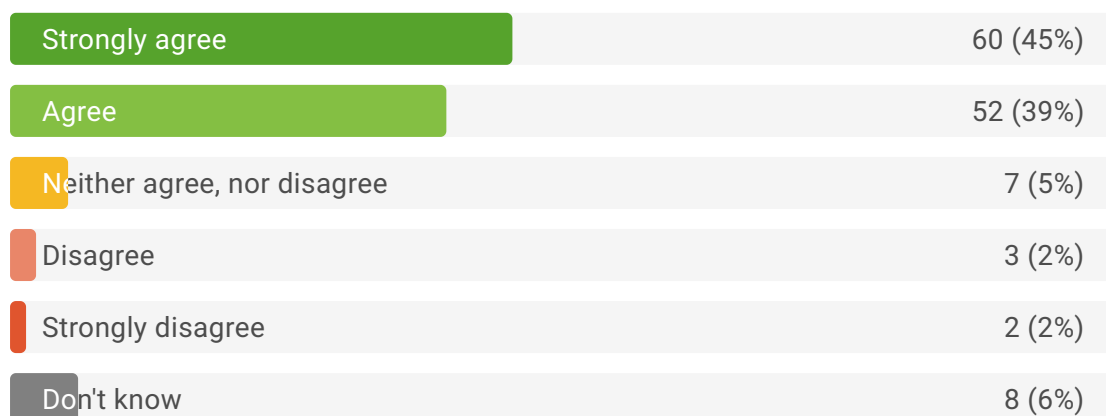
**4.3**Overall **4.0**

Positive Responses

**87%**Overall **78%**

## 20) My teachers help me to learn most by encouraging us to focus on our work


132 responses



Average

**4.3**Overall **4.1**

Positive Responses

**90%**Overall **81%**
 Comments: **1**
 Strongly agree

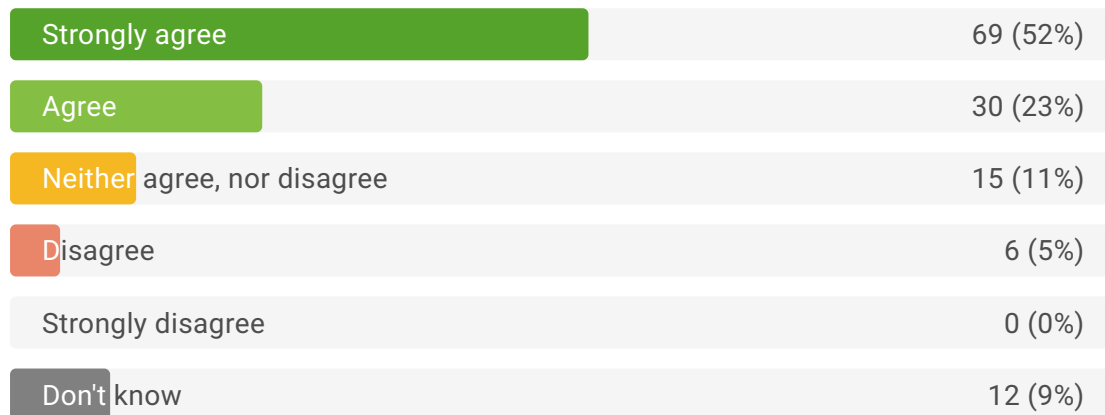
I being nice

AN DARAS MULTI ACADEMY TRUST - St Stephens Community Academy

## Enthusiastic Teachers

21) My teachers show that they love teaching by their interest in their subjects

132 responses



Average

**4.4**

Overall **4.0**

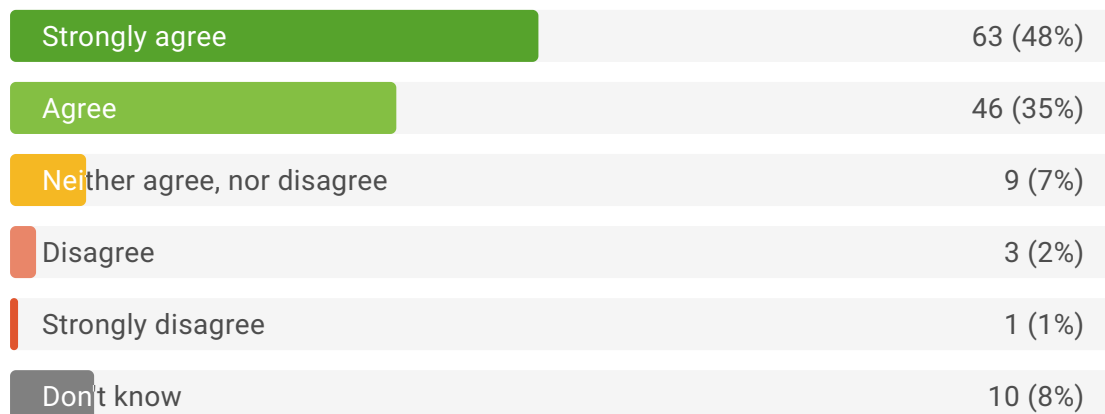
Positive Responses

**83%**

Overall **76%**

22) My teachers show they love teaching by supporting us to do well

132 responses



Average

**4.4**

Overall **4.1**

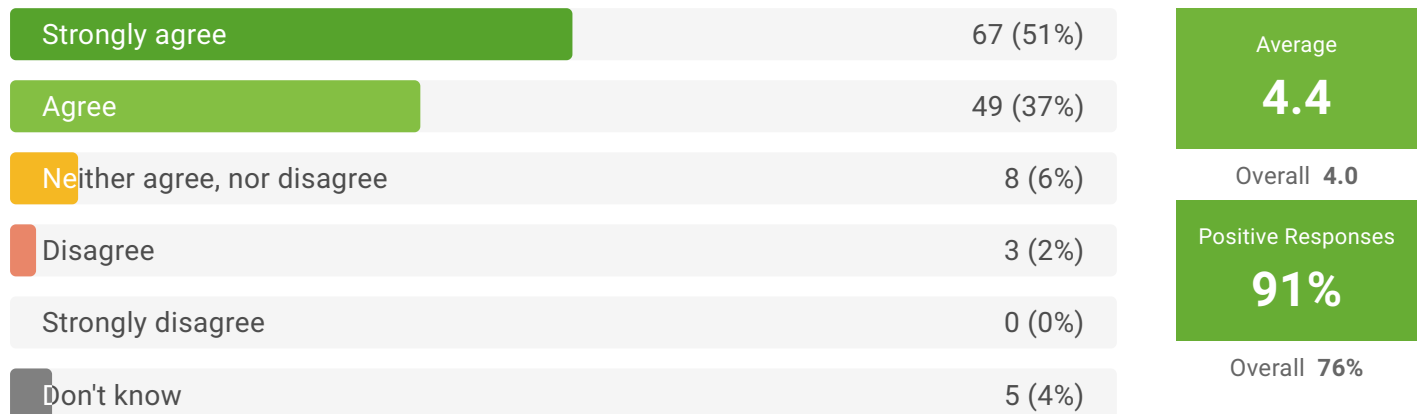
Positive Responses

**89%**

Overall **80%**

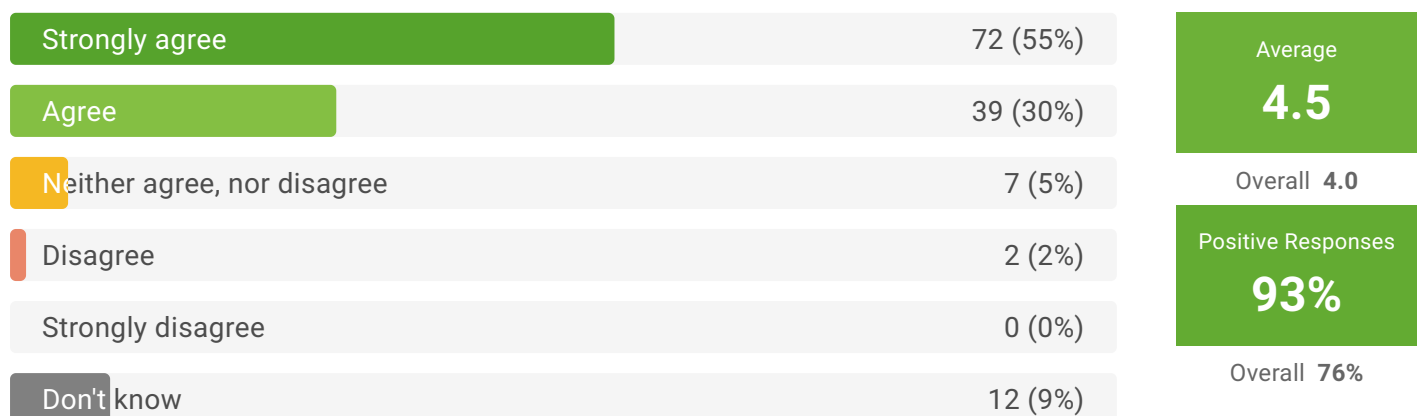
## 23) My teachers show their enthusiasm for teaching by giving us good feedback on our work

132 responses



## 24) My teachers are enthusiastic about our learning

132 responses



## Errors as opportunities

25) When I get an answer wrong I feel embarrassed because my classmates might see my mistakes

131 responses




26) When I get an answer wrong I feel disappointed because I should have known the answer

131 responses



27) When I get an answer wrong I feel worried because the teacher will think I am not so smart

131 responses



Average

**3.3**

Overall **3.1**

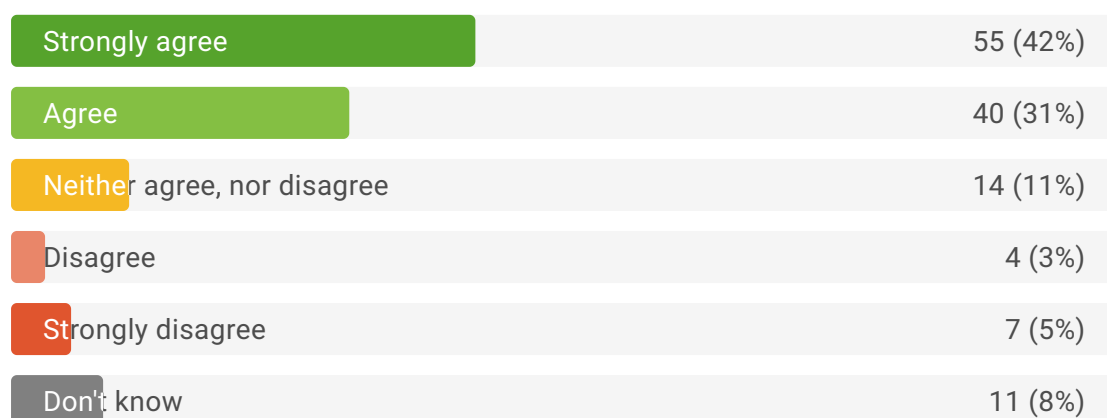
Positive Responses

**57%**

Overall **45%**

28) When I make mistakes I feel it is an important part of learning

131 responses



Average

**4.1**

Overall **4.0**

Positive Responses

**79%**

Overall **74%**



## Fairness

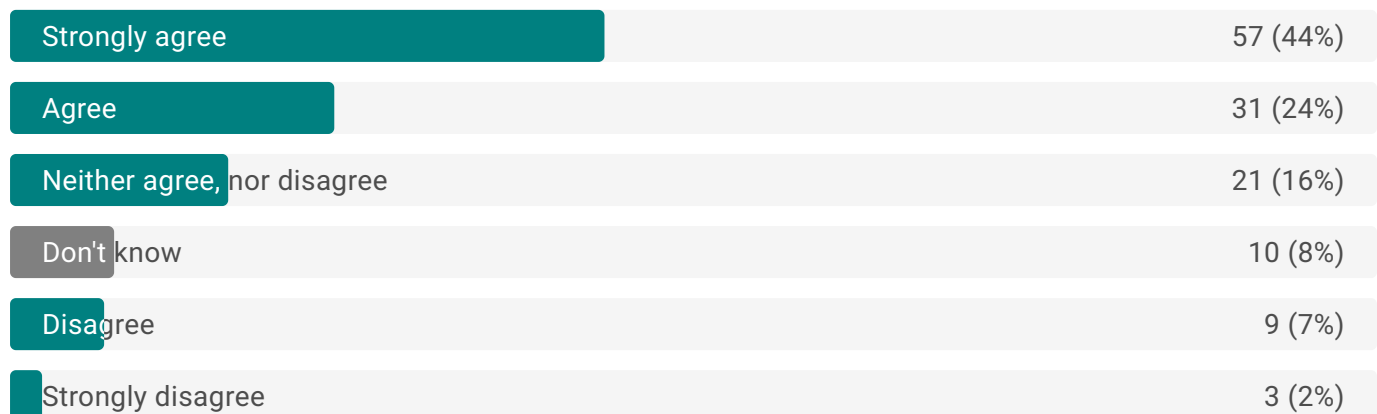
29) The rules apply to everyone equally in my school

131 responses




30) Teachers behave the same way with everyone in my school

131 responses



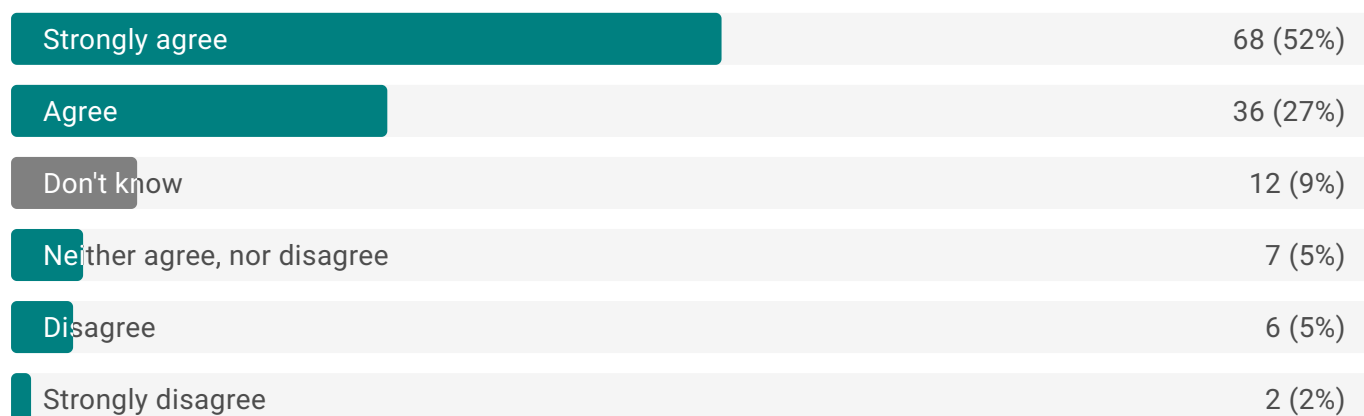
## 31) Everyone thinks learning is important in my school

131 responses



## 32) Everyone has equal chances in my school

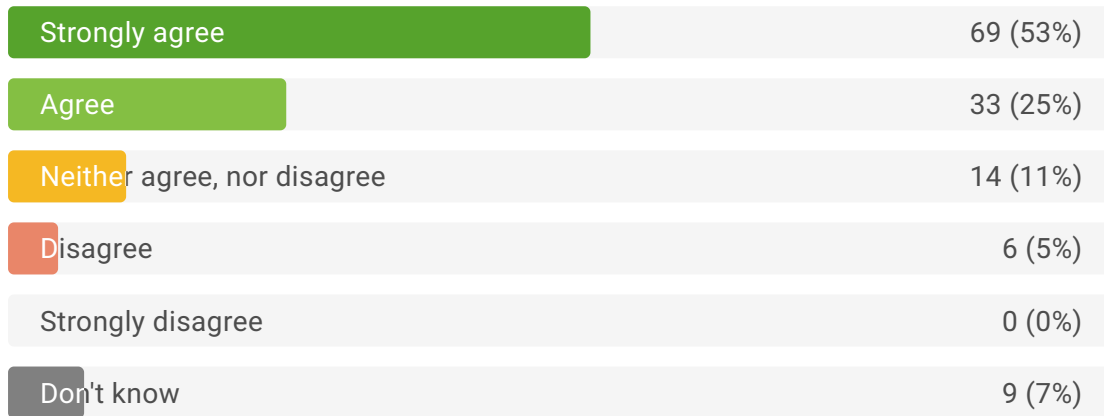
131 responses



## Safety

### 33) It feels safe to be different in this school

131 responses



Average

**4.4**

Overall **3.7**

Positive Responses

**84%**

Overall **63%**



Comments: 1

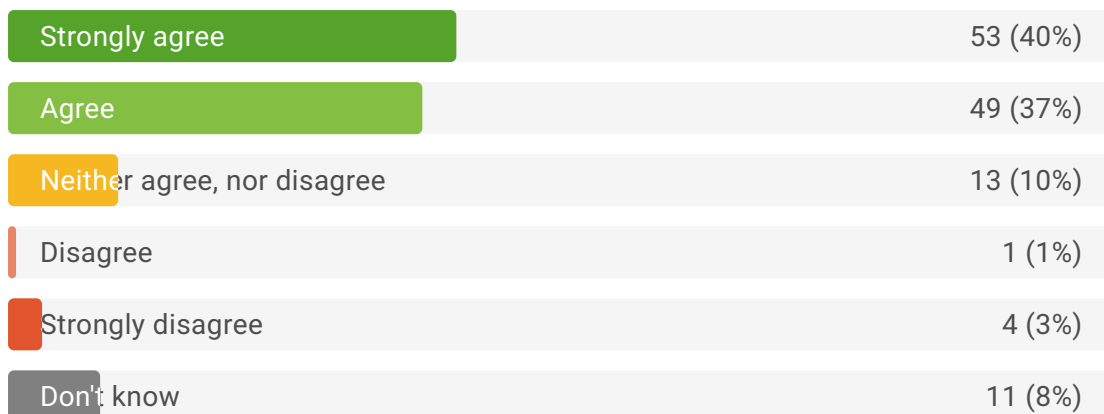
Agree

Sometimes I feel judged

AN DARAS MULTI ACADEMY TRUST - St Stephens Community Academy

### 34) I feel safe to answer questions in my class

131 responses



Average

**4.2**

Overall **3.9**

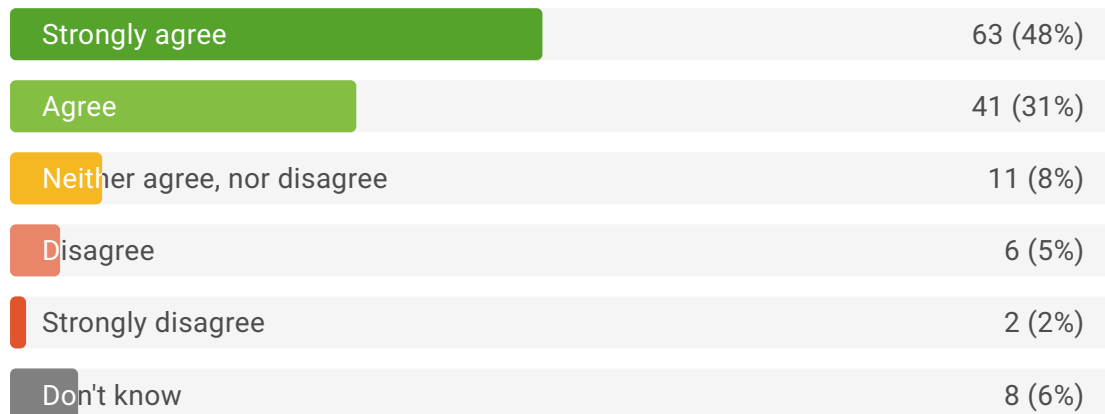
Positive Responses

**85%**

Overall **74%**

## 35) My voice and thoughts are welcomed at my school

131 responses



Average


**4.3**Overall **3.9**

Positive Responses

**85%**Overall **73%**

## 36) I feel proud to be a learner at this school

131 responses



Average

**4.5**Overall **4.1**

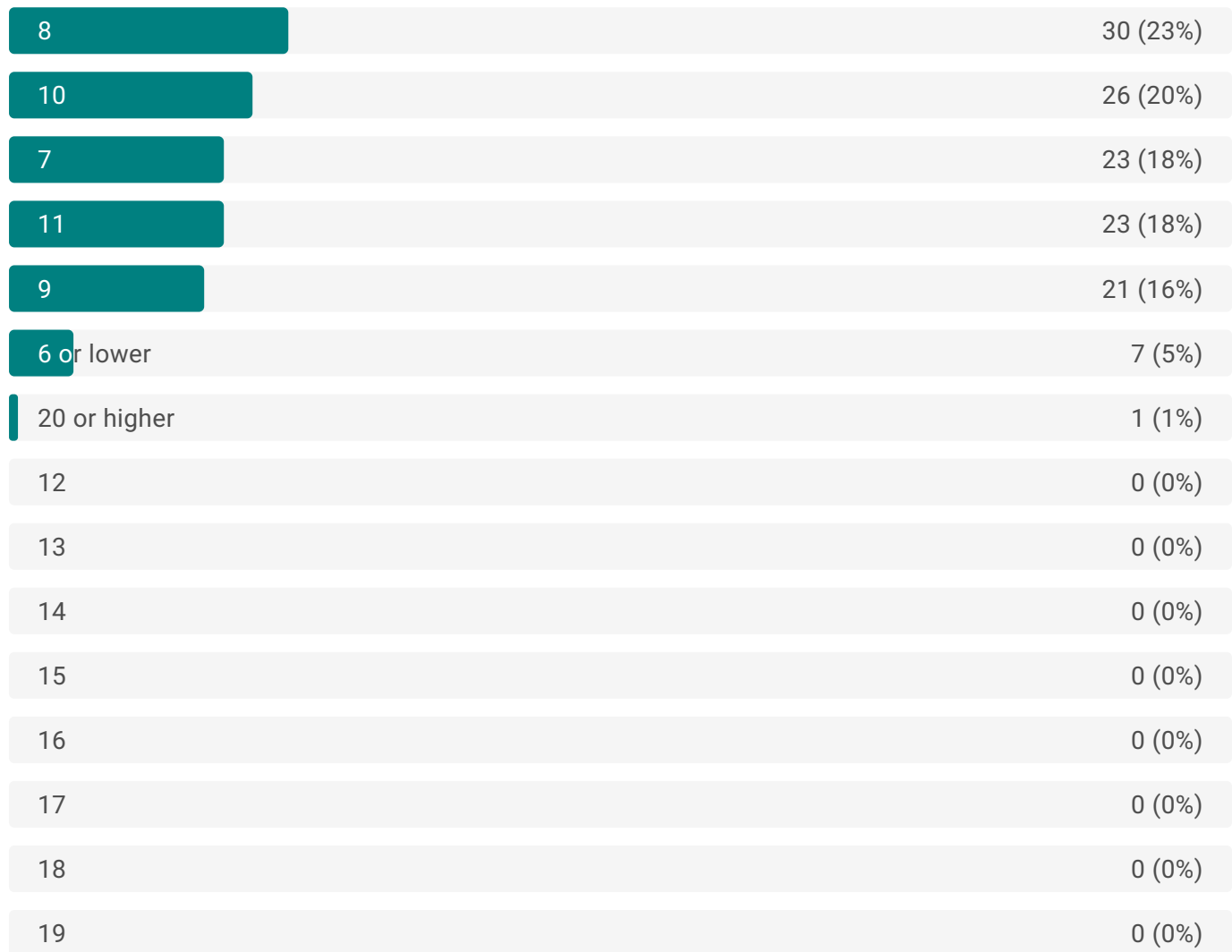
Positive Responses

**90%**Overall **78%**

## Demographics

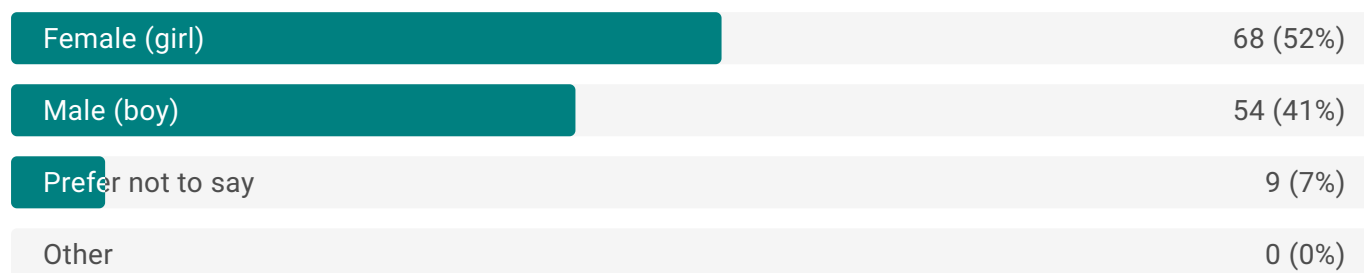
### 37) What is your age?

131 responses



## 38) What is your gender?

131 responses



## 39) Does your school teach in the same language that you speak at home?

130 responses



## 40) How well are you doing in your studies overall?

126 responses

